


COOPER CITY HIGH SCHOOL

Welcome Back to Campus!

We will begin at 6:00 pm





JANUARY CALENDAR UPDATES

JANUARY				
M	T	W	TH	F
				1
4	5	6	7	8
11	12	13	14	15
18	19	20	21	22
25	26	27	28	29

Students return to campus on Wednesday 1/13, A Day, periods 1-4.



REGULAR BELL SCHEDULE

7:40AM – 2:40PM

“A” (RED) Day Periods 1-4

BREAKFAST 7:05-7:35

- PERIOD 1: 7:40-9:10
- PERIOD 2: 9:20-10:50

- A LUNCH: 10:50-11:20
- PERIOD 3A: 11:30-1:00

- PERIOD 3B: 11:00-12:30
- B LUNCH: 12:30-1:00

- PERIOD 4: 1:10-2:40

“B” (BLACK) Day Periods 5-8


BREAKFAST 7:05-7:35

- PERIOD 5: 7:40-9:10
- PERIOD 6: 9:20-10:50

- A LUNCH: 10:50-11:20
- PERIOD 7A: 11:30-1:00

- PERIOD 7B: 11:00-12:30
- B LUNCH: 12:30-1:00

- PERIOD 8: 1:10-2:40



EARLY RELEASE BELL SCHEDULE

7:40AM – 12:40PM

“A” (RED) Day **Periods 1-4**

BREAKFAST 7:05-7:35

- PERIOD 1: 7:40-8:40
- PERIOD 2: 8:50-9:50

- A LUNCH: 9:50-10:20
- PERIOD 3A: 10:30-11:30

- PERIOD 3B: 10:00-11:00
- B LUNCH: 11:00-11:30

- PERIOD 4: 11:40-12:40

“B” (BLACK) Day **Periods 5-8**


BREAKFAST 7:05-7:35

- PERIOD 5: 7:40-8:40
- PERIOD 6: 8:50-9:50

- A LUNCH: 9:50-10:20
- PERIOD 7A: 10:30-11:30

- PERIOD 7B: 10:00-11:00
- B LUNCH: 11:00-11:30

- PERIOD 8: 11:40-12:40



AT HOME DAILY HEALTH SCREENING



Broward County Public Schools is committed to the health and safety of our students, our staff and our community. The District has instituted enhanced cleaning schedules, staggered work schedules and continues to reduce the number of people in our facilities to promote physical distancing.

In order to enter Broward County Public Schools facilities, all students, parents/caregivers, visitors, contractors and employees should answer the following self-assessment questions at home each morning prior to coming to school or work:

DAILY HEALTH SELF ASSESSMENT QUESTIONS:



Do you feel warm, have a fever or elevated temperature (100.4), or have the chills?



Do you have a persistent cough, runny nose or sore throat?



Have you recently had a loss of taste or smell?



Has anyone in your household tested positive for COVID-19?



Have you been in close, unprotected contact with anyone who has tested positive for COVID-19?

(spent longer than 15 minutes within six feet of someone who was sick with a fever and cough or confirmed/suspected of having COVID-19)





Are you feeling sick or ill today?



Are you awaiting test results for COVID-19?



Have you been told to self-quarantine or self-isolate by a doctor or the Florida Department of Health?




If you can answer “**NO**” to all of these questions, proceed to school or work.



If you answered “**YES**” to any of these questions, do not go to school or work.
Students: Contact the school nurse
Staff: Complete the District’s Online
Coronavirus Notification Form

SAFETY & HEALTH

- Posters have been placed around campus for reminders about physical distancing, wearing masks and hand-washing
- Classrooms have been set up to adhere to physical distancing guidelines
- Students are to wash hands and sanitize their hands several times daily
- Air filters have been replaced in our HVAC system
- An isolation room has been added to quarantine any student exhibiting flu like symptoms



**OUR COWBOYS
PRACTICE
PHYSICAL
DISTANCING**





**WHAT TO
BRING TO
SCHOOL
EVERYDAY**

Mask and backup mask

ID on a lanyard

Laptop and charger

Headphones

Full water bottle

Phone

Sanitizing wipes

Hand sanitizer





ARRIVAL

The Night Before: Look up your schedule in Virtual Counselor and make a note of room numbers

7:00 am—Campus opens for students

Students exit busses one by one in a single file line

Enter campus through the North Tunnel

If the student is getting breakfast...

- Enter the Café through the East entrance closest to the North Tunnel
- Follow the arrows and directional signs to the line
- Pick up grab and go breakfast
- Only when students are seated at a desk in the café or a table in the courtyard, where the “X” is, may they take their masks to eat and drink
- Exit the Café through the South doors to the courtyard

7:40 am—Students must be in class



STUDENT ID'S & MASKS

ID's

- Students must wear their ID on a lanyard at all times
- Students can wear last year's ID if they do not have a current ID and we will organize for them to receive a new ID during their personalization class
- If a student loses their ID, the first 4 replacements are free



**KEEP
CALM
AND
WEAR
YOUR MASK**



Masks

- Students must wear a mask at all times covering their mouth and nose
- Students may remove masks when seated in the café or courtyard while eating or drinking during breakfast and lunch
- Bring a backup mask in case
- If you are in need of a mask we have extra masks
- This rule must be followed without exception





FAQ's for Face Covering Violations

• Is a face covering required?

Yes. Policy 2170-E: Face Coverings requires that a facial covering/mask must be worn while on school campus, at a school-sponsored event, and while on school transportation.

• Can a student be issued a disciplinary violation from the Code of Student Conduct for not wearing a face covering?

Students may be issued disciplinary consequences for actions determined to be intentional, insubordinate, defiant and not accidental or incidental, or when redirection and interventions have been disregarded.

• What should I do if a student refuses to wear or keep on his/her face covering?

Provide reminders and redirection in alignment to the school and/or classroom behavior plan. If the student does not comply with the redirection from staff and the action is deemed to be a repeated disregard to the redirection, a disciplinary referral may be written.

• What happens if the student refuses to wear or keep on the face covering while on school transportation?

Bus drivers may submit a disciplinary referral to the school administrator for a Level Two violation if a student does not comply with the reminder and/or redirection.

Note:

- Factors such as age, grade level, social-emotional, developmental and intellectual levels, ability and/or disability, and overall student rights and responsibilities will be considered.
- Students with disabilities who are eligible under the Individuals with Disabilities Education Act (IDEA) or Section 504 of the Rehabilitation Act of 1973 (Section 504), have additional rights under IDEA or Section 504 and State Board Rule.

WEAR YOUR



MASK



FAQ's for Face Covering Violations

• Is a face covering required?

Yes. Policy 2170-E: Face Coverings requires that a facial covering/mask must be worn while on school campus, at a school-sponsored event, and while on school transportation.

• Can a student be issued a disciplinary violation from the Code of Student Conduct for not wearing a face covering?

Students may be issued disciplinary consequences for actions determined to be intentional, insubordinate, defiant and not accidental or incidental, or when redirection and interventions have been disregarded.

• What should I do if a student refuses to wear or keep on his/her face covering?

Provide reminders and redirection in alignment to the school and/or classroom behavior plan. If the student does not comply with the redirection from staff and the action is deemed to be a repeated disregard to the redirection, a disciplinary referral may be written.

• What happens if the student refuses to wear or keep on the face covering while on school transportation?

Bus drivers may submit a disciplinary referral to the school administrator for a Level Two violation if a student does not comply with the reminder and/or redirection.

Note:


- Factors such as age, grade level, social-emotional, developmental and intellectual levels, ability and/or disability, and overall student rights and responsibilities will be considered.
- Students with disabilities who are eligible under the Individuals with Disabilities Education Act (IDEA) or Section 504 of the Rehabilitation Act of 1973 (Section 504), have additional rights under IDEA or Section 504 and State Board Rule.

WEAR YOUR



MASK





MAP & TRAFFIC PATTERNS

- Students must follow the directional arrow and signs throughout the campus
- The traffic flow is counterclockwise throughout campus
- Hallways are one directional and stairways are either UP or DOWN
- Map out your route ahead of time
- Stay 6 feet apart with no congregating



LUNCH

A LUNCH—10:50 am-11:20 AM


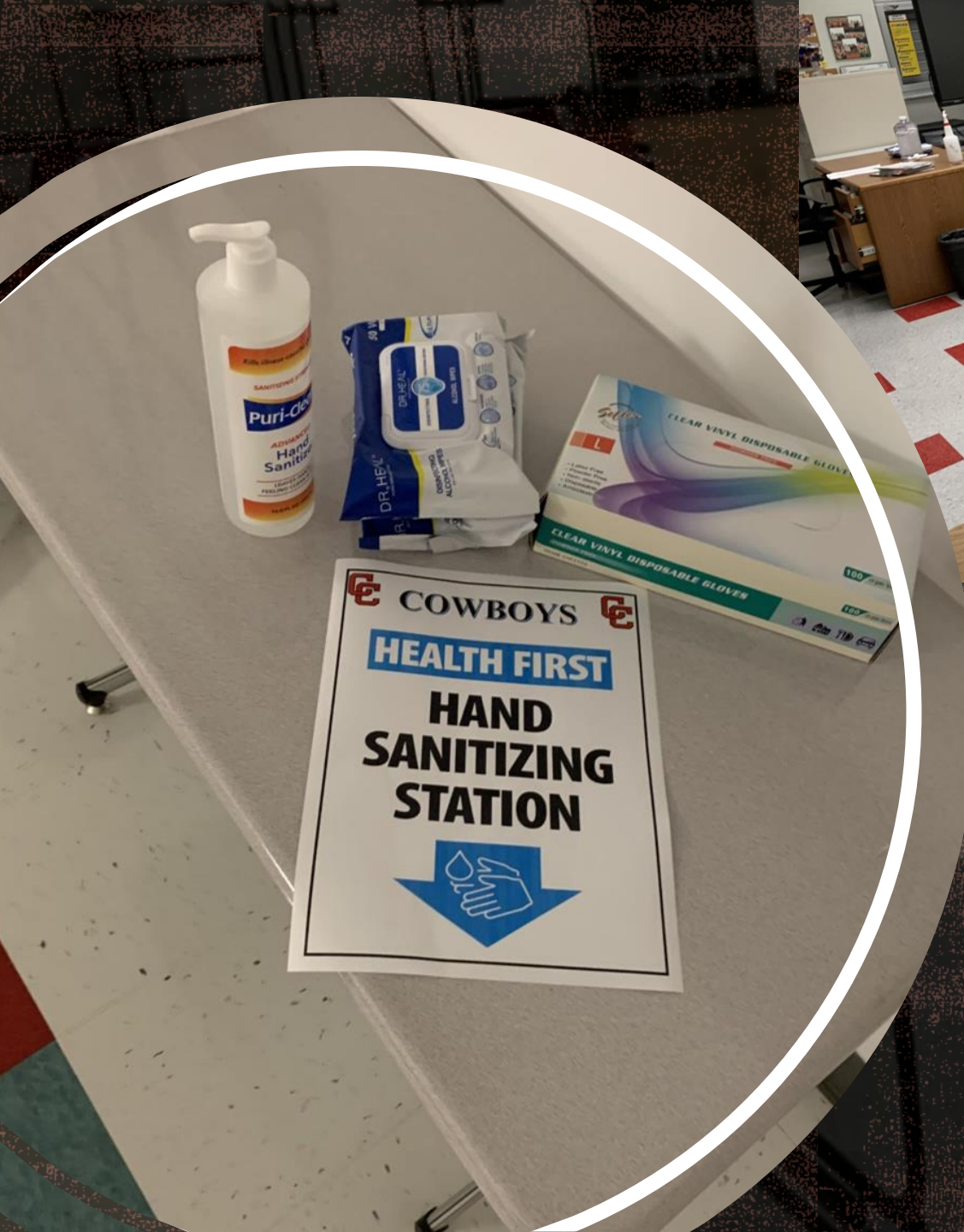
Based on your 3rd/7th period class in 3900 Bldg., NJROTC (142-137), 139, 147, Art, Band, Chorus

B LUNCH—12:30 pm-1:00 PM

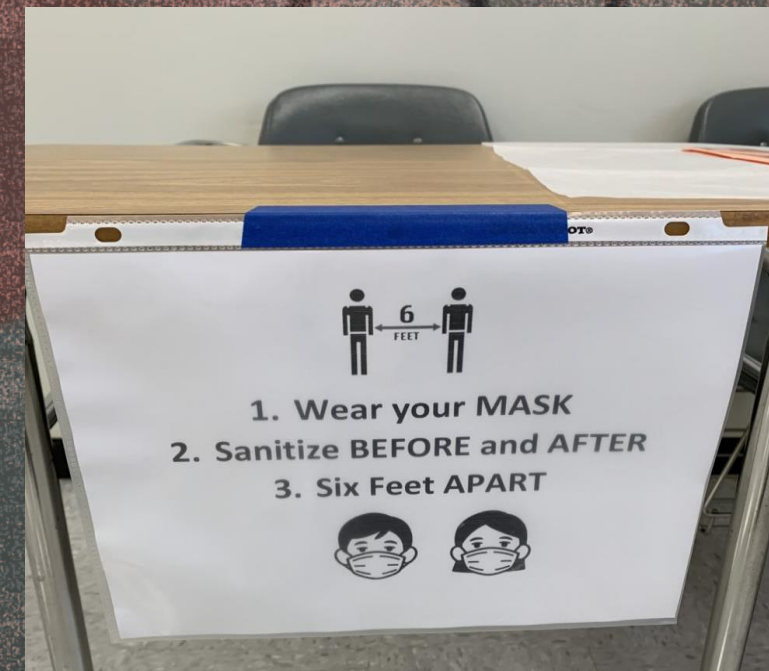
Based on your 3rd/7th period classes in 3400 Bldg., PE, 225, 227, 229, Childcare, Portable 1&3

- Students will enter the café through the East and West entrances
- Students will follow the arrows to the line and stand 6 feet apart in line
- Students will obtain their grab and go lunch and sit at a desk in the café or exit through the South doors and sit where there is an “X” at the table






CLASSROOM SET UP PER CDC GUIDELINES

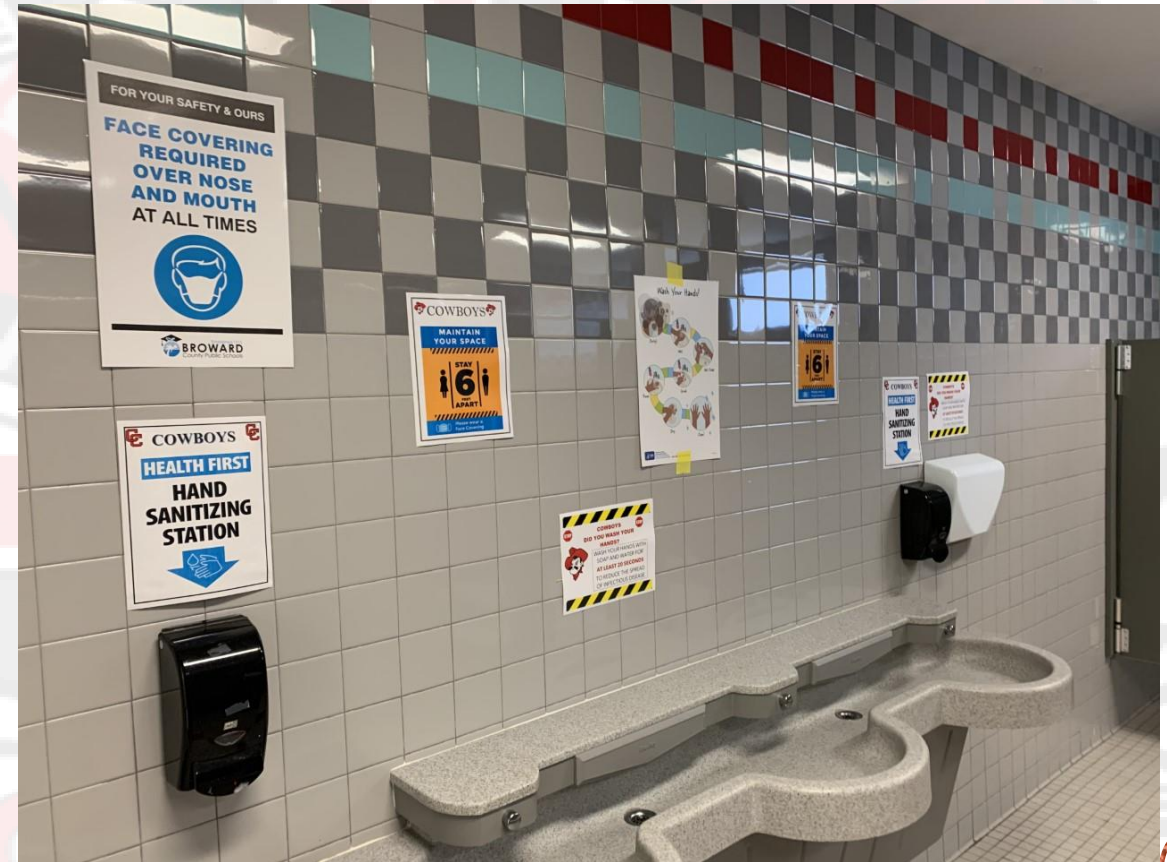


RESTROOMS




Restrooms

- If a student must use the restroom, they are to access an electronic pass within the classroom
- Teachers will let one student out of the room at a time
- Restrooms may also be used during the 10-minute class change
- Make sure to maintain 6 feet apart at all times and wash hands



Water Fountains

Please bring a water bottle



NEW WATER BOTTLE FILLING STATIONS



Broward County Public Schools is pleased to announce that as of Monday, November 23, 2020 all schools have water bottle filling stations available for student and staff use.

Each school location has a minimum of three bottle filling locations. Additional stations will be added to some schools as additional students return for face-to-face instruction.

Following the Thanksgiving holiday, schools will no longer provide bottled water and all students will need to bring a reusable water bottle to school each day.

Additional information about the procedures for these new bottle filling stations is included below.

EXAMPLES OF ACCEPTABLE BOTTLES:



STANDARD HYGIENE:



DO NOT
touch the faucet
spout with the bottle



DO NOT
touch surrounding
surfaces with hands



Wash hands with
soap and water
after use



OR
Use alcohol-based
hand sanitizer
after use

The District has a limited supply of reusable water bottles available for students in need. Please contact your school Principal for additional information.



Be Responsible
Be Accountable
Display Self-Control
COWBOY PRIDE!



SCHOOL WIDE EXPECTATIONS

COOPER CITY HIGH SCHOOL
SCHOOL-WIDE EXPECTATIONS
HALLWAY RULES

BE RESPONSIBLE

BE ACCOUNTABLE

DISPLAY SELF-CONTROL



COWBOY PRIDE!!!

Cowboy Rules

Let's Show Our Cowboy Pride!

FOLLOW CLEARLY MARKED PATHS
LEAVE/ENTER CLASS WITH A PASS DURING CLASS PERIOD.
MAINTAIN PHYSICAL DISTANCE OF 6 FT OR MORE.

- Let's Show Our Cowboy Pride
 - Be Responsible
 - Be Accountable
 - Display Self-Control
- The same expectations of appropriate behavior will be followed using the discipline matrix in the BCPS Code of Conduct
- Failure to adhere to mask and physical distancing requirements will result in progressive discipline
 - Health is our Top Priority
 - We Are Relying on You




GUIDANCE & MEDIA CENTER

Guidance


- Students make appointments with guidance counselors through Bookings on their Canvas page
- Appointments can take place before school, after school, lunch time or during personalization

Media Center

- If students need to go to the media center during their personalization their teacher will call the media center and send the student with an electronic pass
- Students can make copies in the media for a charge



SIGN-OUT PROCEDURES



- Virtual sign out procedure: (No later than 2:00 pm each day)
 - ❑ Parent will complete online sign-out form process as posted on the school website.
 1. Copy of the Parent's Driver's License
 2. Student's name
 3. Grade Level
 4. Time of Dismissal
 5. Parent Contact Phone Number
 - ❑ Once confirmed, the parent will provide their information to the security staff at the front gate and drive to the front of the school to wait for their child.
 - ❑ Student affairs will call the teacher to send the student to student affairs.
 - ❑ The student will meet their parent in the parking lot.

DISMISSAL

Staggered dismissal by announcements

- Walkers/Parent Pick-Ups/Student Drivers
- Bus Riders

Students must walk directly off campus or to their transportation location.

If a student has practice after school, they will need to report to their coach for the mandatory wellness check.



BACK TO SCHOOL FORMS

Back-to-School Online Wizard

Please submit the Emergency Contact information, the Code of Student Conduct and the Media Release form every school year.

Forms must be completed by parents and submitted online at <https://scaweb.browardschools.com/bts/>



